

# ACI Racing Weekend Mugello, 8-9 Luglio 2023

## Campionato Italiano GT Endurance - Classifica Qualifying 1

Aut.Int. Mugello 5.245 m

1 / 2

Num.	Conduttore	Naz	Concorrente	Team	Auto	Classe	Tempo	Dist.	Rel.	Giri
1	<b>27 MOSCA</b> Tommaso	ITA	Scuderia Baldini	Scuderia Baldini	Ferrari 488	GT3-GT3Pf	<b>1'47.728</b>			2
2	<b>54 GUZMAN</b> Raul	MEX	Imperiale Sport Car Service	Imperiale Racing	Lamborghini Huracán	GT3-GT3Pf	<b>1'47.845</b>	0.117	0.117	5
3	<b>16 BARTHOLOMEW</b> Jack	GBR	Imperiale Sport Car Service	Imperiale Racing	Lamborghini Huracán	GT3-GT3Pf	<b>1'48.345</b>	0.617	0.500	3
4	<b>51 CASTRO</b> Jules	BEL	AF Corse	AF Corse	Ferrari 488	GT3-GT3Pf	<b>1'48.643</b>	0.915	0.298	7
5	<b>7 CASSARÀ</b> Marco	ITA	BMW Ceccato Racing	BMW Ceccato Racing	BMW M4	GT3-GT3Pf	<b>1'49.428</b>	1.700	0.785	5
6	<b>8 TAVANO</b> Salvatore	ITA	BMW Ceccato Racing	BMW Ceccato Racing	BMW M4	GT3-GT3Pf	<b>1'49.640</b>	1.912	0.212	5
7	<b>1 ATTIANESE</b> Luca	ITA	Audi Sport Italia	Audi Sport Italia	Audi R8 LMS	GT3-GT3Pf	<b>1'50.140</b>	2.412	0.500	6
8	<b>151 PAVLOVIC</b> Milos	SRB	Bonaldi Motorsport	Bonaldi Motorsport	Lamborghini Huracán ST EVO2	GTC-GTCP	<b>1'50.951</b>	3.223	0.811	3
9	<b>125 GALBIATI</b> Kikko	ITA	Enrico Fulgenzi Racing	Enrico Fulgenzi Racing	Porsche 992	GTC-GTCP	<b>1'52.138</b>	4.410	1.187	4
10	<b>163 GUIDETTI</b> Jacopo	ITA	Becagli Leonardo	Petri Corse	Lamborghini Huracán ST	GTC-GTCP	<b>1'52.379</b>	4.651	0.241	3
11	<b>111 PATRINICOLA</b> Simone	ITA	Best Lap	Best Lap	Ferrari 488 Challenge	GTC-GTCP	<b>1'52.429</b>	4.701	0.050	4
12	<b>208 PRIVITELIO</b> Donovan	SMR	Iron Lynx	Iron Lynx	Lamborghini Huracán ST EVO2	GTC-GTCA	<b>1'52.936</b>	5.208	0.507	5
13	<b>232 LAZZARONI</b> Filippo	ITA	Bonaldi Motorsport	Bonaldi Motorsport	Lamborghini Huracán ST EVO2	GTC-GTCA	<b>1'53.844</b>	6.116	0.908	8
14	<b>272 IANNIELLO</b> Riccardo	ITA	Lamborghini Roma DL Racing	Lamborghini Roma DL Racing	Lamborghini Huracán ST EVO2	GTC-GTCA	<b>1'54.475</b>	6.747	0.631	6
15	<b>251 MENICHINI</b> Manuel	ITA	SR&R	SR&R	Ferrari 488 Challenge	GTC-GTCA	<b>1'54.846</b>	7.118	0.371	4
16	<b>252 DI LEO</b> Enrico	ITA	SR&R	SR&R	Ferrari 488 Challenge	GTC-GTCA	<b>1'55.247</b>	7.519	0.401	5
17	<b>273 DEVERIKOS</b> Dimitrios	GRC	Lamborghini Roma DL Racing	Lamborghini Roma DL Racing	Lamborghini Huracán ST EVO2	GTC-GTCA	<b>1'55.771</b>	8.043	0.524	7
18	<b>234 DI FANT</b> Gianni	ITA	GDL Racing	GDL Racing	Porsche 992	GTC-GTCA	<b>1'57.635</b>	9.907	1.864	3
19	<b>222 NICOLSI</b> Giuseppe	ITA	Krypton Motorsport	Krypton Motorsport	Porsche 992	GTC-GTCA	<b>1'58.390</b>	10.662	0.755	5
20	<b>291 BARIN</b> Francesco	ITA	Simoncini Mauro	PS Performance	Porsche 992	GTC-GTCA	<b>2'16.572</b>	28.844	18.182	6

**Tempo di Qualificazione: (130% di 1'47.973): 2'20.365**

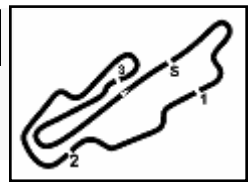
Umidità	40%	ARIA	33°C
Condizioni	DRY	Pista	40°C

Stewards : Valerio Brizzolari Simone Leoni Gabriele Lancieri

08/07/2023 Inizio 18:40 Fine 18:56

Esposta alle: .....





**ACI Racing Weekend Mugello, 8-9 Luglio 2023**  
**Campionato Italiano GT Endurance - Classifica Qualifying 1**

Aut.Int. Mugello 5.245 m  
 2 / 2

**Penalty and Infringement**

**Fastest Laps Sequence**

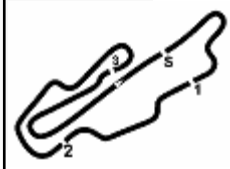
Num.	Concorrente	Naz	Team	Auto	Local Time	Tempo	Dist.	Media
27	T. MOSCA	ITA	Scuderia Baldini	Ferrari 488	18:44'07.474	<b>1'48.458</b>		174,095
27	T. MOSCA	ITA	Scuderia Baldini	Ferrari 488	18:45'55.202	<b>1'47.728</b>	-0.730	175,275

Stewards : Valerio Brizzolari Simone Leoni Gabriele Lancieri

08/07/2023 Inizio 18:40 Fine 18:56

Esposta alle: .....




**ACI Racing Weekend Mugello, 8-9 Luglio 2023**
**Campionato Italiano GT Endurance - Best Sectors & Speed Qualifying 1**

Aut.Int. Mugello 5.245 m

**MIGLIOR GIRO**

1	<b>27 MOSCA</b> Tommaso	Ferrari 488	1'47.728
2	<b>54 GUZMAN</b> Raul	Lamborghini Huracán	1'47.845
3	<b>16 BARTHOLOMEW</b> Jack	Lamborghini Huracán	1'48.345
4	<b>51 CASTRO</b> Jules	Ferrari 488	1'48.643
5	<b>7 CASSARÀ</b> Marco	BMW M4	1'49.428
6	<b>8 TAVANO</b> Salvatore	BMW M4	1'49.640
7	<b>1 ATTIANESE</b> Luca	Audi R8 LMS	1'50.140
8	<b>151 PAVLOVIC</b> Milos	Lamborghini Huracán ST EVO2	1'50.951
9	<b>125 GALBIATI</b> Kikko	Porsche 992	1'52.138
10	<b>163 GUIDETTI</b> Jacopo	Lamborghini Huracán ST	1'52.379
11	<b>111 PATRINICOLA</b> Simone	Ferrari 488 Challenge	1'52.429
12	<b>208 PRIVITELIO</b> Donovan	Lamborghini Huracán ST EVO2	1'52.936
13	<b>232 LAZZARONI</b> Filippo	Lamborghini Huracán ST EVO2	1'53.844
14	<b>272 IANNIELLO</b> Riccardo	Lamborghini Huracán ST EVO2	1'54.475
15	<b>251 MENICHINI</b> Manuel	Ferrari 488 Challenge	1'54.846
16	<b>252 DI LEO</b> Enrico	Ferrari 488 Challenge	1'55.247
17	<b>273 DEVERIKOS</b> Dimitrios	Lamborghini Huracán ST EVO2	1'55.771
18	<b>234 DI FANT</b> Gianni	Porsche 992	1'57.635
19	<b>222 NICOLOSI</b> Giuseppe	Porsche 992	1'58.390
20	<b>291 BARIN</b> Francesco	Porsche 992	2'16.572

**SPEED**

1	<b>111 PATRINICOLA</b> Simone	Ferrari 488 Challenge	260,9
2	<b>251 MENICHINI</b> Manuel	Ferrari 488 Challenge	260,9
3	<b>234 DI FANT</b> Gianni	Porsche 992	260,2
4	<b>7 CASSARÀ</b> Marco	BMW M4	260,2
5	<b>252 DI LEO</b> Enrico	Ferrari 488 Challenge	259,0
6	<b>163 GUIDETTI</b> Jacopo	Lamborghini Huracán ST	257,8
7	<b>8 TAVANO</b> Salvatore	BMW M4	256,5
8	<b>151 PAVLOVIC</b> Milos	Lamborghini Huracán ST EVO2	255,9
9	<b>272 IANNIELLO</b> Riccardo	Lamborghini Huracán ST EVO2	255,3
10	<b>232 LAZZARONI</b> Filippo	Lamborghini Huracán ST EVO2	254,7
11	<b>27 MOSCA</b> Tommaso	Ferrari 488	253,5
12	<b>1 ATTIANESE</b> Luca	Audi R8 LMS	253,5
13	<b>51 CASTRO</b> Jules	Ferrari 488	253,5
14	<b>208 PRIVITELIO</b> Donovan	Lamborghini Huracán ST EVO2	253,5
15	<b>222 NICOLOSI</b> Giuseppe	Porsche 992	252,9
16	<b>125 GALBIATI</b> Kikko	Porsche 992	251,7
17	<b>54 GUZMAN</b> Raul	Lamborghini Huracán	251,7
18	<b>273 DEVERIKOS</b> Dimitrios	Lamborghini Huracán ST EVO2	251,2
19	<b>16 BARTHOLOMEW</b> Jack	Lamborghini Huracán	250,0
20	<b>291 BARIN</b> Francesco	Porsche 992	243,8

**SEG. 1**

1	<b>27 MOSCA</b> Tommaso	26.389
2	<b>54 GUZMAN</b> Raul	26.394
3	<b>51 CASTRO</b> Jules	26.421
4	<b>16 BARTHOLOMEW</b> Jack	26.436
5	<b>7 CASSARÀ</b> Marco	26.564
6	<b>8 TAVANO</b> Salvatore	26.753
7	<b>151 PAVLOVIC</b> Milos	26.781
8	<b>1 ATTIANESE</b> Luca	26.895
9	<b>208 PRIVITELIO</b> Donovan	27.141
10	<b>125 GALBIATI</b> Kikko	27.187
11	<b>163 GUIDETTI</b> Jacopo	27.195
12	<b>111 PATRINICOLA</b> Simone	27.200
13	<b>232 LAZZARONI</b> Filippo	27.314
14	<b>272 IANNIELLO</b> Riccardo	27.496
15	<b>251 MENICHINI</b> Manuel	27.542
16	<b>273 DEVERIKOS</b> Dimitrios	27.546
17	<b>252 DI LEO</b> Enrico	27.697
18	<b>234 DI FANT</b> Gianni	28.150
19	<b>222 NICOLOSI</b> Giuseppe	28.386
20	<b>291 BARIN</b> Francesco	32.537

**SEG. 2**

1	<b>27 MOSCA</b> Tommaso	21.535
2	<b>54 GUZMAN</b> Raul	21.564
3	<b>51 CASTRO</b> Jules	21.740
4	<b>16 BARTHOLOMEW</b> Jack	21.830
5	<b>7 CASSARÀ</b> Marco	22.046
6	<b>8 TAVANO</b> Salvatore	22.264
7	<b>1 ATTIANESE</b> Luca	22.264
8	<b>151 PAVLOVIC</b> Milos	22.523
9	<b>125 GALBIATI</b> Kikko	22.584
10	<b>111 PATRINICOLA</b> Simone	22.737
11	<b>163 GUIDETTI</b> Jacopo	22.778
12	<b>208 PRIVITELIO</b> Donovan	22.904
13	<b>251 MENICHINI</b> Manuel	23.342
14	<b>232 LAZZARONI</b> Filippo	23.379
15	<b>272 IANNIELLO</b> Riccardo	23.449
16	<b>252 DI LEO</b> Enrico	23.599
17	<b>273 DEVERIKOS</b> Dimitrios	23.638
18	<b>234 DI FANT</b> Gianni	24.179
19	<b>222 NICOLOSI</b> Giuseppe	24.245
20	<b>291 BARIN</b> Francesco	28.559

**SEG. 3**

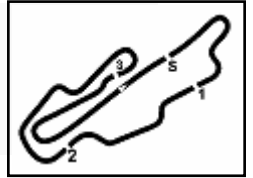
1	<b>54 GUZMAN</b> Raul	33.602
2	<b>16 BARTHOLOMEW</b> Jack	33.665
3	<b>27 MOSCA</b> Tommaso	33.777
4	<b>51 CASTRO</b> Jules	33.866
5	<b>8 TAVANO</b> Salvatore	34.311
6	<b>7 CASSARÀ</b> Marco	34.353
7	<b>1 ATTIANESE</b> Luca	34.360
8	<b>151 PAVLOVIC</b> Milos	35.016
9	<b>125 GALBIATI</b> Kikko	35.512
10	<b>208 PRIVITELIO</b> Donovan	35.544
11	<b>163 GUIDETTI</b> Jacopo	35.719
12	<b>111 PATRINICOLA</b> Simone	35.955
13	<b>232 LAZZARONI</b> Filippo	36.072
14	<b>272 IANNIELLO</b> Riccardo	36.513
15	<b>252 DI LEO</b> Enrico	36.652
16	<b>251 MENICHINI</b> Manuel	36.801
17	<b>273 DEVERIKOS</b> Dimitrios	36.897
18	<b>234 DI FANT</b> Gianni	37.536
19	<b>222 NICOLOSI</b> Giuseppe	37.979
20	<b>291 BARIN</b> Francesco	43.438

**SEG. 4**

1	<b>27 MOSCA</b> Tommaso	26.027
2	<b>7 CASSARÀ</b> Marco	26.051
3	<b>8 TAVANO</b> Salvatore	26.074
4	<b>54 GUZMAN</b> Raul	26.108
5	<b>111 PATRINICOLA</b> Simone	26.404
6	<b>16 BARTHOLOMEW</b> Jack	26.405
7	<b>51 CASTRO</b> Jules	26.518
8	<b>1 ATTIANESE</b> Luca	26.545
9	<b>163 GUIDETTI</b> Jacopo	26.586
10	<b>151 PAVLOVIC</b> Milos	26.597
11	<b>125 GALBIATI</b> Kikko	26.788
12	<b>272 IANNIELLO</b> Riccardo	26.817
13	<b>232 LAZZARONI</b> Filippo	26.878
14	<b>251 MENICHINI</b> Manuel	26.936
15	<b>208 PRIVITELIO</b> Donovan	26.937
16	<b>252 DI LEO</b> Enrico	27.256
17	<b>273 DEVERIKOS</b> Dimitrios	27.353
18	<b>234 DI FANT</b> Gianni	27.770
19	<b>222 NICOLOSI</b> Giuseppe	27.773
20	<b>291 BARIN</b> Francesco	32.038

08/07/2023





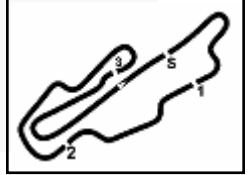
# ACI Racing Weekend Mugello, 8-9 Luglio 2023

## Campionato Italiano GT Endurance - Ideal Time Qualifying 1

Aut.Int. Mugello 5.245 m

Num. Concorrente	Conditore	Auto	Seg. 1	Seg. 2	Seg. 3	Seg. 4	Ideal Time		
			Diff. 1	Diff. 2	Diff. 3	Diff. 4	Miglior Giro	Pos.	Diff.
1	<b>54 GUZMAN R.</b> (MEX) IMPERIALE SPORT CAR SERVICE	Lamborghini Huracán	26.394 +0.029	21.564	<b>33.602</b>	26.108 +0.148	<b>1'47.668</b> 1'47.845	2	0.177
2	<b>27 MOSCA T.</b> (ITA) SCUDERIA BALDINI	Ferrari 488	<b>26.389</b>	<b>21.535</b>	33.777	<b>26.027</b>	<b>1'47.728</b> 1'47.728	1	
3	<b>16 BARTHOLOMEW J.</b> (GB) IMPERIALE SPORT CAR SERVICE	Lamborghini Huracán	26.436 +0.009	21.830	33.665	26.405	<b>1'48.336</b> 1'48.345	3	0.009
4	<b>51 CASTRO J.</b> (BEL) AF CORSE	Ferrari 488	26.421 +0.070	21.740 +0.028	33.866	26.518	<b>1'48.545</b> 1'48.643	4	0.098
5	<b>7 CASSARÀ M.</b> (ITA) BMW CECCATO RACING	BMW M4	26.564 +0.159	22.046	34.353 +0.090	26.051 +0.165	<b>1'49.014</b> 1'49.428	5	0.414
6	<b>8 TAVANO S.</b> (ITA) BMW CECCATO RACING	BMW M4	26.753 +0.038	22.264 +0.200	34.311	26.074	<b>1'49.402</b> 1'49.640	6	0.238
7	<b>1 ATTIANESE L.</b> (ITA) AUDI SPORT ITALIA	Audi R8 LMS	26.895	22.264 +0.076	34.360	26.545	<b>1'50.064</b> 1'50.140	7	0.076
8	<b>151 PAVLOVIC M.</b> (SRB) BONALDI MOTORSPORT	Lamborghini Huracán ST EVO2	26.781 +0.034	22.523	35.016	26.597	<b>1'50.917</b> 1'50.951	8	0.034
9	<b>125 GALBIATI K.</b> (ITA) ENRICO FULGENZI RACING	Porsche 992	27.187 +0.051	22.584	35.512	26.788 +0.016	<b>1'52.071</b> 1'52.138	9	0.067
10	<b>163 GUIDETTI J.</b> (ITA) BECAGLI LEONARDO	Lamborghini Huracán ST	27.195	22.778	35.719	26.586 +0.101	<b>1'52.278</b> 1'52.379	10	0.101
11	<b>111 PATRINICOLA S.</b> (ITA) BEST LAP	Ferrari 488 Challenge	27.200	22.737	35.955	26.404 +0.133	<b>1'52.296</b> 1'52.429	11	0.133
12	<b>208 PRIVITELIO D.</b> (SMR) IRON LYNX	Lamborghini Huracán ST EVO2	27.141 +0.074	22.904	35.544 +0.269	26.937 +0.067	<b>1'52.526</b> 1'52.936	12	0.410
13	<b>232 LAZZARONI F.</b> (ITA) BONALDI MOTORSPORT	Lamborghini Huracán ST EVO2	27.314 +0.153	23.379 +0.007	36.072 +0.041	26.878	<b>1'53.643</b> 1'53.844	13	0.201
14	<b>272 IANNIELLO R.</b> (ITA) LAMBORGHINI ROMA DL RACING	Lamborghini Huracán ST EVO2	27.496 +0.012	23.449 +0.188	36.513	26.817	<b>1'54.275</b> 1'54.475	14	0.200
15	<b>251 MENICHINI M.</b> (ITA) SR&R	Ferrari 488 Challenge	27.542	23.342 +0.225	36.801	26.936	<b>1'54.621</b> 1'54.846	15	0.225
16	<b>252 DI LEO E.</b> (ITA) SR&R	Ferrari 488 Challenge	27.697	23.599	36.652	27.256 +0.043	<b>1'55.204</b> 1'55.247	16	0.043
17	<b>273 DEVERIKOS D.</b> (GRC) LAMBORGHINI ROMA DL RACING	Lamborghini Huracán ST EVO2	27.546	23.638 +0.337	36.897	27.353	<b>1'55.434</b> 1'55.771	17	0.337
18	<b>234 DI FANT G.</b> (ITA) GDL RACING	Porsche 992	28.150	24.179	37.536	27.770	<b>1'57.635</b> 1'57.635	18	
19	<b>222 NICOLOSI G.</b> (ITA) KRYPTON MOTORSPORT	Porsche 992	28.386 +0.007	24.245	37.979	27.773	<b>1'58.383</b> 1'58.390	19	0.007
20	<b>291 BARIN F.</b> (ITA) SIMONCINI MAURO	Porsche 992	32.537	28.559	43.438	32.038	<b>2'16.572</b> 2'16.572	20	
<b>Ideal Time Assoluto</b>			26.389	21.535	33.602	26.027	<b>1'47.553</b>		





# ACI Racing Weekend Mugello, 8-9 Luglio 2023

## Campionato Italiano GT Endurance - Analisi Tempi Qualifying 1

Aut.Int. Mugello 5.245 m

**1 / 2**

1 Audi Sport Italia (1'50.140)							
Giro	Seg.1	Seg.2	Seg.3	Seg.4	T. Giro	km/h	Local Time
Luca Attianese							
1							18:42'12.008
2	36.187	23.305	35.259	26.683	2'01.434P	146,9	18:44'13.442
3	26.963	23.050	35.260	26.617	1'51.890	250,0	18:46'05.332
4	27.134	22.386	34.661	26.600	1'50.781	250,6	18:47'56.113
5	26.991	23.698	35.343	26.648	1'52.680	<b>253,5</b>	18:49'48.793
6	26.899	<b>22.264</b>	34.442	26.551	1'50.156	249,4	18:51'38.949
7	<b>26.895</b>	22.340	<b>34.360</b>	<b>26.545</b>	<b>1'50.140</b>	250,0	18:53'29.089

2	35.447	23.207	35.499	26.372	2'00.525P	169,0	18:46'00.278
3	26.426	21.674	33.659	27.111	1'48.870	251,2	18:47'49.148
4	26.482	21.655	33.617	<b>26.108</b>	1'47.862	251,2	18:49'37.010
5	<b>26.394</b>	21.830	37.283	27.841	1'53.348	<b>251,7</b>	18:51'30.358
6	26.423	<b>21.564</b>	<b>33.602</b>	26.256	<b>1'47.845</b>	250,0	18:53'18.203

7 BMW Ceccato Racing (1'49.428)							
Giro	Seg.1	Seg.2	Seg.3	Seg.4	T. Giro	km/h	Local Time
Marco Cassarà							
1							18:44'03.145
2	35.161	25.412	36.747	26.804	2'04.124P	168,2	18:46'07.269
3	26.717	22.285	34.497	<b>26.051</b>	1'49.550	258,4	18:47'56.819
4	26.625	22.320	34.426	26.370	1'49.741	<b>260,2</b>	18:49'46.560
5	26.723	<b>22.046</b>	34.443	26.216	<b>1'49.428</b>	257,8	18:51'35.988
6	<b>26.564</b>	22.378	<b>34.353</b>	26.325	1'49.620	257,1	18:53'25.608

111 Best Lap (1'52.429)							
Giro	Seg.1	Seg.2	Seg.3	Seg.4	T. Giro	km/h	Local Time
Simone Patricicola							
1							18:41'16.390
2	37.194	26.201	39.445	27.785	2'10.625P	167,2	18:43'27.015
3	27.420	23.039	37.225	26.564	1'54.248	259,6	18:45'21.263
4	27.314	22.773	35.993	<b>26.404</b>	1'52.484	259,6	18:47'13.747
5	<b>27.200</b>	<b>22.737</b>	<b>35.955</b>	26.537	<b>1'52.429</b>	260,2	18:49'06.176

8 BMW Ceccato Racing (1'49.640)							
Giro	Seg.1	Seg.2	Seg.3	Seg.4	T. Giro	km/h	Local Time
Salvatore Tavano							
1							18:43'49.056
2	36.202	23.747	36.130	26.791	2'02.870P	170,1	18:45'51.926
3	26.790	22.443	35.281	26.139	1'50.653	255,3	18:47'42.579
4	26.901	<b>22.264</b>	34.638	26.336	1'50.139	255,9	18:49'32.718
5	<b>26.753</b>	22.451	34.450	26.118	1'49.772	<b>256,5</b>	18:51'22.490
6	26.791	22.464	<b>34.311</b>	<b>26.074</b>	<b>1'49.640</b>	255,3	18:53'12.130

125 Enrico Fulgenzi Racing (1'52.138)							
Giro	Seg.1	Seg.2	Seg.3	Seg.4	T. Giro	km/h	Local Time
Kikko Galbiati							
1							18:42'38.550
2	40.206	25.638	46.376	27.700	2'19.920P	163,9	18:44'58.470
3	27.502	22.826	35.575	<b>26.788</b>	1'52.691	<b>251,7</b>	18:46'51.161
4	27.238	<b>22.584</b>	<b>35.512</b>	26.804	<b>1'52.138</b>	<b>251,7</b>	18:48'43.299
5	<b>27.187</b>	24.172	41.225	27.625	2'00.209	251,2	18:50'43.508

16 Imperiale Sport Car Service (1'48.345)							
Giro	Seg.1	Seg.2	Seg.3	Seg.4	T. Giro	km/h	Local Time
Jack Bartholomew							
1							18:44'01.716
2	35.137	24.416	36.200	26.799	2'02.552P	167,4	18:46'04.268
3	26.445	<b>21.830</b>	<b>33.665</b>	<b>26.405</b>	<b>1'48.345</b>	248,8	18:47'52.613
4	<b>26.436</b>	21.953	34.191	27.106	1'49.686	<b>250,0</b>	18:49'42.299

151 Bonaldi Motorsport (1'50.951)							
Giro	Seg.1	Seg.2	Seg.3	Seg.4	T. Giro	km/h	Local Time
Milos Pavlovic							
1							18:44'50.054
2	38.983	26.677	38.906	28.534	2'13.100P	168,5	18:47'03.154
3	28.407	24.331	36.977	31.193	2'00.908	251,2	18:49'04.062
4	26.815	<b>22.523</b>	<b>35.016</b>	<b>26.597</b>	<b>1'50.951</b>	253,5	18:50'55.013

27 Scuderia Baldini (1'47.728)							
Giro	Seg.1	Seg.2	Seg.3	Seg.4	T. Giro	km/h	Local Time
Tommaso Mosca							
1		24.805	45.712	31.859		171,7	18:42'19.016
2	26.796	21.804	33.814	26.044	1'48.458	250,0	18:44'07.474
3	<b>26.389</b>	<b>21.535</b>	<b>33.777</b>	<b>26.027</b>	<b>1'47.728</b>	252,3	18:45'55.202

163 Becagli Leonardo (1'52.379)							
Giro	Seg.1	Seg.2	Seg.3	Seg.4	T. Giro	km/h	Local Time
Jacopo Guidetti							
1							18:42'21.025
2	38.973	28.588	45.886	28.800	2'22.247P	168,2	18:44'43.272
3	27.478	22.935	35.761	<b>26.586</b>	1'52.760	254,1	18:46'36.032
4	<b>27.195</b>	<b>22.778</b>	<b>35.719</b>	26.687	<b>1'52.379</b>	<b>257,8</b>	18:48'28.411

51 AF Corse (1'48.643)							
Giro	Seg.1	Seg.2	Seg.3	Seg.4	T. Giro	km/h	Local Time
Jules Castro							
1							18:40'12.170
2	40.535	23.998	37.452	28.511	2'10.496P	85,7	18:42'22.666
3	29.119	24.247	36.394	26.804	1'56.564	247,1	18:44'19.230
4	26.642	<b>21.740</b>	34.067	26.709	1'49.158	250,6	18:46'08.388
5	26.568	22.015	37.730	27.402	1'53.715	248,3	18:48'02.103
6	26.757	22.214	36.017	26.590	1'51.578	252,9	18:49'53.681
7	26.491	21.768	<b>33.866</b>	<b>26.518</b>	<b>1'48.643</b>	252,9	18:51'42.324
8	<b>26.421</b>	21.932	39.323	29.462	1'57.138	<b>253,5</b>	18:53'39.462

208 Iron Lynx (1'52.936)							
Giro	Seg.1	Seg.2	Seg.3	Seg.4	T. Giro	km/h	Local Time
Donovan Privitelio							
1							18:41'40.437
2	37.834	25.795	38.570	28.263	2'10.462P	168,2	18:43'50.899
3	27.798	23.175	<b>35.544</b>	<b>26.937</b>	1'53.454	252,9	18:45'44.353
4	<b>27.141</b>	23.099	36.629	28.156	1'55.025	<b>253,5</b>	18:47'39.378
5	27.215	<b>22.904</b>	35.813	27.004	<b>1'52.936</b>	252,9	18:49'32.314
6	28.547	26.512	43.301	37.343	2'15.703	252,9	18:51'48.017

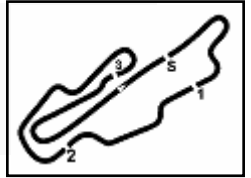
54 Imperiale Sport Car Service (1'47.845)							
Giro	Seg.1	Seg.2	Seg.3	Seg.4	T. Giro	km/h	Local Time
Raul Guzman							
1							18:43'59.753

222 Krypton Motorsport (1'58.390)							
Giro	Seg.1	Seg.2	Seg.3	Seg.4	T. Giro	km/h	Local Time
Giuseppe Nicolosi							
1							18:40'35.188
2	36.506	25.478	40.883	29.350	2'12.217P	167,7	18:42'47.405
3	29.088	24.962	38.908	28.247	2'01.205	250,6	18:44'48.610
4	28.574	24.531	38.379	28.120	1'59.604	252,3	18:46'48.214
5	<b>28.386</b>	26.173	39.537	28.746	2'02.842	252,3	18:48'51.056
6	28.393	<b>24.245</b>	<b>37.979</b>	<b>27.773</b>	<b>1'58.390</b>	251,2	18:50'49.446

08/07/2023

P = Box In/Out - C = Tempo Invalidato





# ACI Racing Weekend Mugello, 8-9 Luglio 2023

## Campionato Italiano GT Endurance - Analisi Tempi Qualifying 1

Aut.Int. Mugello 5.245 m

2 / 2

232 Bonaldi Motorsport (1'53.844)							
Giro	Seg.1	Seg.2	Seg.3	Seg.4	T. Giro	km/h	Local Time
Filippo Lazzaroni							
1							18:40'16.044
2	42.208	25.272	37.348	28.162	2'12.990P	112,6	18:42'29.034
3	28.321	23.893	37.834	28.148	1'58.196	252,3	18:44'27.230
4	27.544	23.558	36.160	27.189	1'54.451	253,5	18:46'21.681
5	27.467	23.386	36.113	<b>26.878</b>	<b>1'53.844</b>	254,1	18:48'15.525
6	27.346	23.577	38.066	27.417	1'56.406	<b>254,7</b>	18:50'11.931
7	27.466	24.032	36.763	27.410	1'55.671	253,5	18:52'07.602
8	<b>27.314</b>	23.469	36.219	26.935	1'53.937	250,0	18:54'01.539
9	27.371	<b>23.379</b>	<b>36.072</b>	27.228	1'54.050	252,9	18:55'55.589

291 Simoncini Mauro (2'16.572)							
Giro	Seg.1	Seg.2	Seg.3	Seg.4	T. Giro	km/h	Local Time
Francesco Barin							
1							18:40'10.851
2	50.562	32.845	50.809	34.874	2'49.090P	85,4	18:42'59.941
3	41.401	30.463	46.273	33.793	2'31.930	139,5	18:45'31.871
4	33.259	29.141	47.978	33.639	2'24.017	241,1	18:47'55.888
5	34.526	29.625	46.305	32.994	2'23.450	212,2	18:50'19.338
6	35.846	29.377	47.452	33.248	2'25.923	211,8	18:52'45.261
7	<b>32.537</b>	<b>28.559</b>	<b>43.438</b>	<b>32.038</b>	<b>2'16.572</b>	<b>243,8</b>	18:55'01.833

234 GDL Racing (1'57.635)							
Giro	Seg.1	Seg.2	Seg.3	Seg.4	T. Giro	km/h	Local Time
Gianni Di Fant							
1							18:41'13.442
2	37.869	28.163	42.657	29.446	2'18.135P	164,6	18:43'31.577
3	28.285	24.900	37.837	27.940	1'58.962	259,0	18:45'30.539
4	<b>28.150</b>	<b>24.179</b>	<b>37.536</b>	<b>27.770</b>	<b>1'57.635</b>	<b>260,2</b>	18:47'28.174

251 SR&R (1'54.846)							
Giro	Seg.1	Seg.2	Seg.3	Seg.4	T. Giro	km/h	Local Time
Manuel Menichini							
1							18:40'46.707
2	37.085	25.300	41.731	37.007	2'21.123P	170,1	18:43'07.830
3	27.786	<b>23.342</b>	37.913	27.559	1'56.600	259,0	18:45'04.430
4	<b>27.542</b>	23.567	<b>36.801</b>	<b>26.936</b>	<b>1'54.846</b>	<b>260,9</b>	18:46'59.276
5	27.563	23.519	36.935	27.069	1'55.086	259,6	18:48'54.362

252 SR&R (1'55.247)							
Giro	Seg.1	Seg.2	Seg.3	Seg.4	T. Giro	km/h	Local Time
Enrico Di Leo							
1		25.633	40.036	32.746		135,2	18:42'21.639
2	29.895	25.187	37.080	<b>27.256</b>	1'59.418	248,3	18:44'21.057
3	<b>27.697</b>	<b>23.599</b>	<b>36.652</b>	27.299	<b>1'55.247</b>	<b>259,0</b>	18:46'16.304
4	27.885	23.941	37.441	27.737	1'57.004	257,1	18:48'13.308
5	27.849	23.818	38.421	27.469	1'57.557	256,5	18:50'10.865
6	27.871	23.975	39.178	27.794	1'58.818	255,9	18:52'09.683

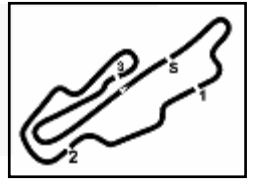
272 Lamborghini Roma DL Racing (1'54.475)							
Giro	Seg.1	Seg.2	Seg.3	Seg.4	T. Giro	km/h	Local Time
Riccardo Ianniello							
1							18:40'07.109
2	40.742	26.301	39.553	30.825	2'17.421P	97,6	18:42'24.530
3	28.524	25.085	41.249	30.563	2'05.421	252,3	18:44'29.951
4	27.508	23.637	<b>36.513</b>	<b>26.817</b>	<b>1'54.475</b>	254,1	18:46'24.426
5	27.540	24.168	41.252	28.427	2'01.387	254,7	18:48'25.813
6	27.551	23.614	37.169	27.129	1'55.463	254,7	18:50'21.276
7	27.918	23.667	36.864	28.921	1'57.370	252,9	18:52'18.646

273 Lamborghini Roma DL Racing (1'55.771)							
Giro	Seg.1	Seg.2	Seg.3	Seg.4	T. Giro	km/h	Local Time
Dimitrios Deverikos							
1							18:40'05.047
2	43.230	27.466	41.215	30.410	2'22.321P	96,9	18:42'27.368
3	30.835	26.007	41.588	29.725	2'08.155	224,5	18:44'35.523
4	27.993	<b>23.638</b>	37.214	27.367	1'56.212	248,8	18:46'31.735
5	27.555	23.761	37.179	27.428	1'55.923	<b>251,2</b>	18:48'27.658
6	<b>27.546</b>	23.975	<b>36.897</b>	<b>27.353</b>	<b>1'55.771</b>	250,0	18:50'23.429
7	33.024	28.572	42.012	29.876	2'13.484	250,6	18:52'36.913
8	27.728	23.653	37.052	27.458	1'55.891	246,6	18:54'32.804

08/07/2023

P = Box In/Out - C = Tempo Invalidato

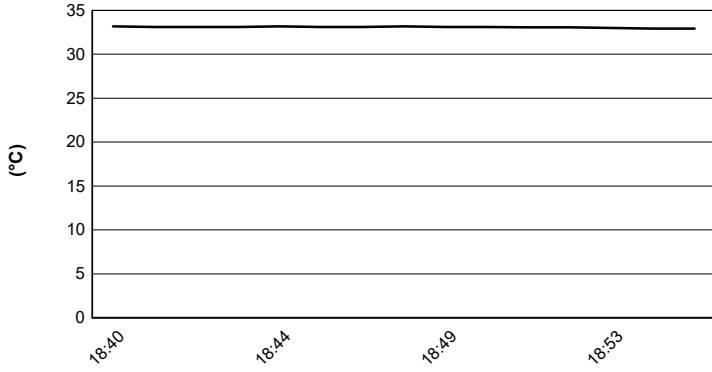




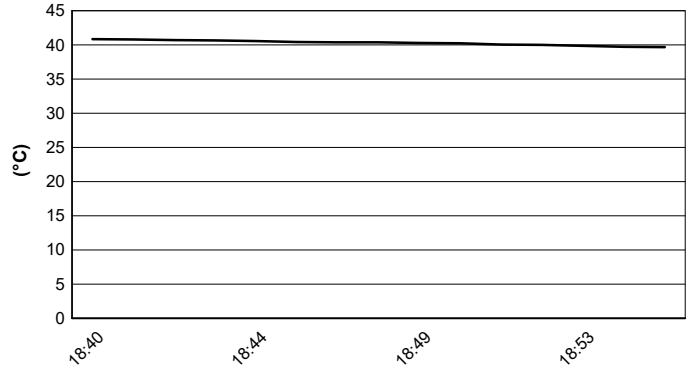
Aut.Int. Mugello 5.245 m

**ACI Racing Weekend Mugello, 8-9 Luglio 2023**  
**Campionato Italiano GT Endurance - Meteo Qualifying 1**  
 Session started 18:40 - Session ended 18:56

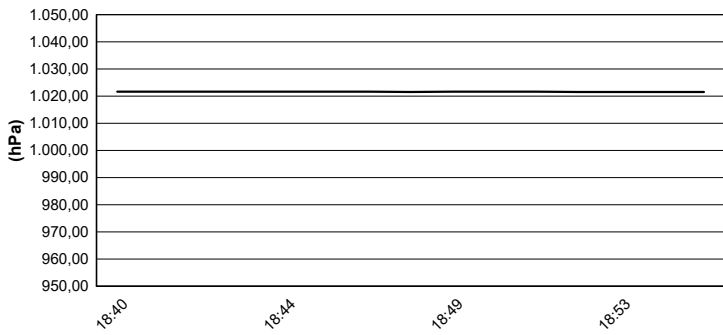
**Air Temperature**



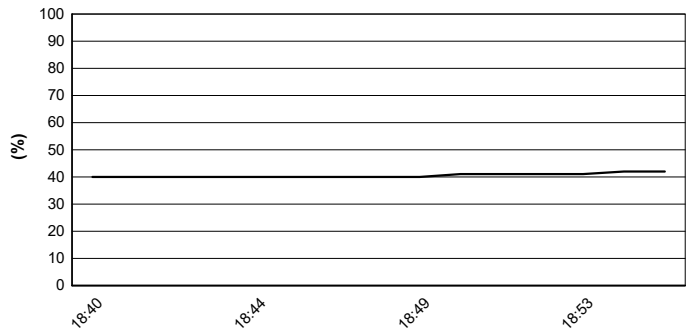
**Track Temperature**



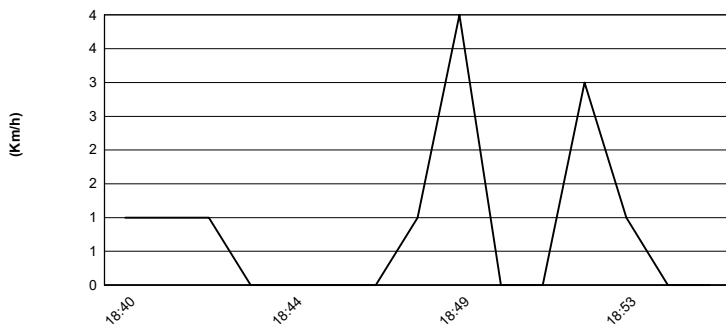
**Air Pressure**



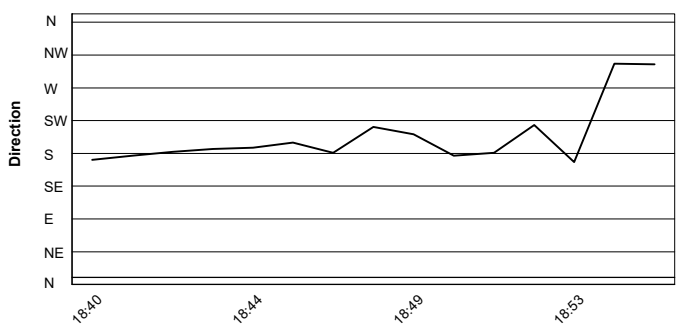
**Humidity**



**Wind Speed**



**Wind Direction**



08/07/2023

